



hello OCTOBER



Board of Directors

President

Jaynaya Barlow

jbarlow@

highlandscooperative.com

Vice President

Elizabeth Smith

esmith@

highlandscooperative.com

Secretary

Mary Heist

mheist@

highlandscooperative.com

Treasurer

Reuben Butler

rbutler@

highlandscooperative.com

Director at Large

Pamela Ellena

pellena@

highlandscooperative.com



Did you know that October was the 8th month of the year in the Romans Calendar many many years ago and it also always ends on the same day as February every year.

October is considered a lucky month because it is associated with prosperity. October is also the beginning of Harvest Season.

The traditional flower of October is the Calendula, it symbolizes comfort, healing, protection, and grace.

October is also the name of a fruit. It is a sweet orange that originated in China. October was chosen because oranges are usually abundant in the fall.

Did you know that six of the United States Presidents were born in October. John Adams, Chester Arthur, Jimmy Carter, Rutherford Hayes, Dwight Eisenhower, and Theodore Roosevelt.

Also the first McDonalds in Britain opened its doors in the month of October.




Wood Chip Delivery

Grounds will begin distributing wood chips this month

You will get a groupcast alert when grounds will be in your section. Below is the information sheet to understand your responsibilities as a Member prior to delivery.

If you do not want wood chips, you must call the Office to be placed on the "NO WOODCHIP LIST". If you do not call and wood chips are placed in your flowerbed you will be responsible for the removal.

Call 517-882-0796



Register Your Vehicles!

In preparation for the snow season, we are pushing to get parking stickers on all Member vehicles.

If you have gotten a new car or new license plate, please contact the office to get a corrected parking sticker and update your information.

To register a new vehicle or license plate, please provide a copy of the vehicle's registration to the office. The Member of the townhome will need to sign an updated vehicle information sheet as well. Any vehicles without a sticker are subject to being towed even if parked in your assigned parking space.

Why Your Water May Smell

Rotten Eggs/Decay/Sewage - This smell is almost always related to the water heater. Check if the smell is coming from the hot water only. If so, call the office to replace the anode rod in the water heater or flush the water heater if it hasn't been used for a while.

Fishy - This smell is usually from the dishwasher or washing machine. Changing/cleaning the filters and/or applying a cleaning product should help. This is the responsibility of the Members.

Musty/Moldy/Earthy - This often comes from bacteria in the sink drain. If a cup of water does smell this way, then the drain needs to be disinfected. This can be done by dumping.




Unhook Your Hose

With the weather getting colder, it is important to unhook your hose when not in use. This will keep it from freezing to the spigot and prevent possible pipe damage (leaks) in the basement.



Window Air Conditioners


To conserve energy during the winter months (November - March), all air conditioners must be removed and the original window put back in. If the air conditioner is not removed before November 1, you will be charged \$50.00 per air conditioning unit for every month that the unit(s) remains in the window(s).



Water Saving Tips

5-minute showers only use 10-25 gallons of water
Install low flow shower heads - they use a third less water than regular shower fixtures
Take showers instead of baths - a bath uses 70 gallons of water
Turn off the water while you brush your teeth
Have those leaks fixed! A dripping faucet or running toilet can waste a gallon or more a day






Personal Items Hanging on the Building

Hanging anything from the exterior of the building is considered an alteration to the exterior of the building since it requires a nail, screw, etc. to attach it. These personal items must be removed and all screw, nails, etc. must be removed and the holes must be filled with cement caulk or clear silicone. Starting in November, Ground staff will be removing any nails, screws, hooks, plant holders, etc. and filling the holes (excluding flagpole holders and garden hose holders) To prevent a possible maintenance charge, remove all hooks, screws, nails, holders, etc. and fill the holes in brick, use a clear silicone caulk and for holes in the mortar, use a gray cement caulk.





Wood Chip Information Sheet

The grounds staff will be starting the replenishing of wood chips in the front flowerbeds. Only those flowerbeds needing more wood chips will be done. You will be notified by a Group Alert prior to the staff entering your area.

If you do not want Wood chips, you must call the Office to be placed on the “No Wood Chip List”.

You will not receive Wood Chip if:

- Your flowerbed is exempt and you have a tree sticker in the window**
- You have your own Wood Chips/Ground Covering**
- You did not prepare your flowerbed for the Wood Chips**

To prepare your flowerbed you must:



Remove all garden art including planters, statues, etc.

Trim back perennials so they can be covered with the Wood Chips

If you do not want Wood Chips, you must call the Office to be added to the “No Wood Chip List”. If you do not call and Wood Chips are placed in your flowerbed you will be responsible for the removal.

